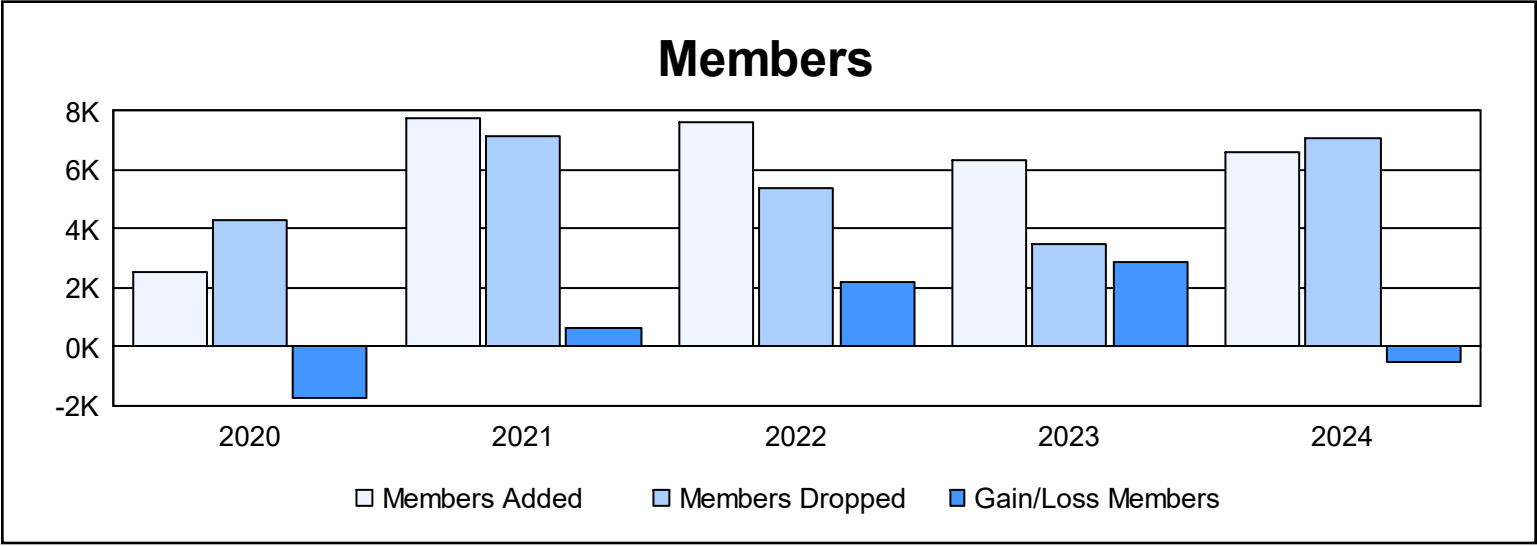
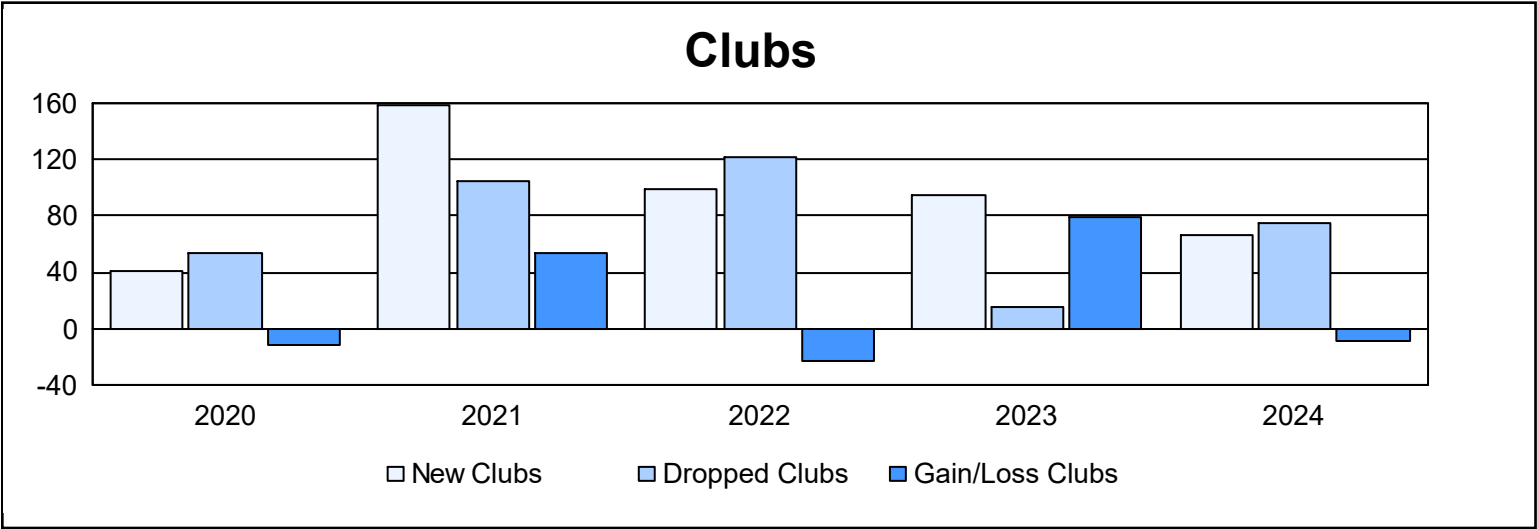
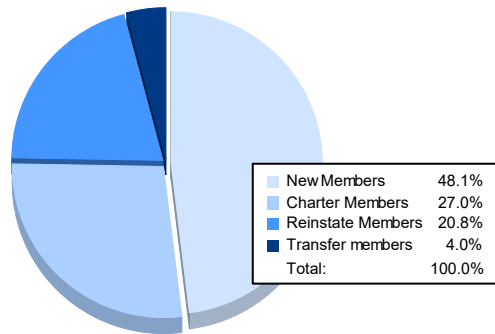


Year	New Clubs	Dropped Clubs	Gain/ Loss Clubs	New Members	Charter Members	Reinstate Members	Transfer Members	Total Member Added	Total Members Dropped	Gain/ Loss Members
2019-2020	41	53	-12	1,163	1,129	116	144	2,552	4,280	-1,728
2020-2021	158	105	53	2,741	4,460	292	282	7,775	7,168	607
2021-2022	99	122	-23	3,656	3,237	362	377	7,632	5,413	2,219
2022-2023	94	15	79	3,090	2,693	280	276	6,339	3,452	2,887
2023-2024	66	75	-9	3,175	1,783	1,372	267	6,597	7,084	-487
Average	92	74	18	2,765	2,660	484	269	6,179	5,479	700



### Membership Composition June 2024 Cumulative



### Gender Composition June 2024 Cumulative

